



**TUCSON PIMA COLLABORATION TO END HOMELESSNESS
GENERAL COUNCIL MEETING MINUTES DRAFT 2/12/2026**

MINUTES OF MEETING

Welcome and Roll Call

Danell Jessup, TPCH Board Chair, welcomed attendees and conducted roll call for voting members. A quorum was obtained with 18 of 24 voting members present (*attendance recorded below*).

Consent Agenda and Meeting Minutes

Danell J. opened the floor for community introductions and brought the first motion to approve the agenda and previous meeting minutes for a vote.

Motion: To approve the current agenda and General Council minutes from August 15, 2025. Made Bernadette Unterbrink, seconded by Keith Bentele.

Motion passes with 18 in favor, 0 opposed, and 0 abstentions.

Community Celebrations

General Council attendees gave announcements and updates and celebrated recent successes.

- Esperanza en Escalante celebrates a new project providing intensive care for veterans that starts in March.
- New Spirit Lutheran Church celebrates their monthly homeless outreach event, occurring the second Saturday of each month from 1:00 p.m. to 3:00 p.m. where they distribute hygiene kits, backpacks, sleeping bags, and other items.
- University of Arizona Southwest Institute for Research on Women celebrates Pima County being awarded \$2,000,000 to stand up a homelessness prevention hub.
- Banner University celebrates a partnership with Goodwill and Clara Vida to put on a Transition Aged Youth Block Party, and announced they are seeking additional partnership for housing resources and employment services.
- Hope In The Park is scheduled for March 6 at Freedom Park.
- Amanda Sampsel celebrates being a panelist on neurodivergence which is scheduled for the last Monday of the month on Zoom.
- Community Bridges Inc. celebrates the start of a new youth recovery home grant, and taking referrals from STAR Village.

CoC Lead Updates

Kat Davis, CoC Lead Team Manager, provided the CoC Lead updates.

Financial Updates

TPCH Fiduciary - General	\$17,105.81	Childcare costs, gift cards, food
--------------------------	-------------	-----------------------------------

TPCH Fiduciary - LLE	\$86,475.00	Hold fees, risk mitigation funds, shallow subsidies
TPCH Fiduciary – HCC Flex Fund	\$1,843.72	Furniture, storage units, paying old ledgers
TPCH Fiduciary – GFF Admin	\$10,225.90	Admin fees from CIC
TPCH Fiduciary - YAC	\$5,115.00	YAC Stipends

Midterm Appointments

The CoC Lead released the application for people to fill midterm vacancies on the TPCH Board or any of the committees, which closed on February 9, 2026. A total of 20 people applied for 15 vacancies, and committees will be appointing people throughout February.

Point In Time Count

The Point In Time Count occurred on January 28, 2026 and saw almost 400 volunteers. HMIS Lead is currently working through the data focusing on de-duplication. A Volunteer Experience survey has been distributed and Kat Davis gave a reminder to fill it out.

Older Adults Homelessness Summit

Kat Davis also provided information about an Older Adult Homelessness Summit being put on by USAging. This is scheduled for February 20, 2026, 11:30 a.m. – 2:00 p.m.

Homeless Management Information System (HMIS) Lead Updates

HMIS Lead Cheryl Lopez reported team updates. The HMIS Lead is working on data clean-up for annual data reports to US Department of Housing and Urban Development (HUD) and discusses various data reports including the Annual Homeless Assessment Report (AHAR), Longitudinal System Analysis (LSA) and the Point In Time Count (PIT) and Housing Inventory County (HIC) reports. Cheryl L. invites folks to reach out to the HMIS Lead if they are in need of any data support.

CoC Board Updates:

Danell Jessup provided the following updates:

- The Board has had a few emergency meetings regarding the various releases of the Notice of Funding Opportunity.
- The Board has selected new officers with the departure of previous Board Chair, Lisa Floran. The new Board officers are:
 - Danell Jessup, Chair
 - Jocelyn Muzzin, Vice Chair
 - Alexandro Lopez, Treasurer
- The Board has appointed new members, including City of Tucson Vice Mayor Lane Santa Cruz and Pima County Supervisor Andres Cano, along with TPD Captain Michelle Pickrom and PCSD Captain Elsa Navarro.
- The Board has rescheduled their meeting due to scheduling conflict with newly appointed Board members.

Adoption of the Strategic Plan

Kat Davis discussed the strategic plan, noting the development timeline, the public comment period, and the action items assigned to various committees, organizations, and partners.

Motion: to approve and implement the priorities, goals, and actions outlined in the 2026-2031 TPCH Strategic Plan: Aligning for Impact: A community-driven strategy to end homelessness. Made by Jocelyn Muzzin, seconded by Keith Bentele.

Motion passes with 18 in favor, 0 opposed, 0 abstained.

Coordinated Entry Written Standards Update

Zach Simmons discusses a proposed update to the Written Standards regarding the Coordinated Entry system, which reflects program participation continuity when a grant is closing at.

Motion: Approve an amendment to the CoC Written Standards to add a new section titled “RRH Continuity at Grant Closeout,” establishing a narrowly defined, Coordinated Entry–controlled process for considering households exiting CoC-funded Rapid Re-Housing due solely to scheduled grant closeout, consistent with 24 CFR Part 578, prohibiting transfers or overlapping assistance, preserving prioritization for households experiencing literal homelessness, and directing the CoC Lead Agency to update Written Standards, Coordinated Entry policies, and related procedures effective February 12, 2026 .

Made by Bernadette Unterbrink, seconded by Phil Pierce.

Motion passes 18 in favor, 0 opposed, 0 abstained.

Governance Charter Update

Kyle Kerns discusses a proposed update to the TPCH Governance Charter which would reflect the Board’s dissolution of the Diversity, Equity, and Inclusion Committee to ensure compliance with all executive orders. This update would also create a newly established Committee.

Motion: to approve Section 7.20 of the TPCH Governance Charter to align language with the creation of the Community Oversight Committee.

Made by Keith Bentele, seconded by Anna Billings.

Motion passes with 18 in favor, 0 opposed, 0 abstained.

Notice of Funding Opportunity (NOFO) and Federal Impacts

Kat Davis reflected on the most recent Notice of Funding Opportunity. This year’s submission is not a competition-no bonus funding for new projects is available. Only funded projects that were not renewed as part of the FY2024 NOFO needed to submit applications. For TPCH, this meant SNOFO projects were the only projects to submit applications.

Board and LEC members met January 23, 2026 to review applications and the Priority Listing was posted January 24, 2026. The CoC submitted a priority listing and renewal applications to HUD on February 6, 2026.

Final judgement in the lawsuit will be end of February and the CoC Lead expects an award announcement in March.

Longitudinal System Analysis Presentation

Keith Bentele and Clifton Phanawong-Nelson co-presented data analysis of the Longitudinal System Analysis (attached).

Committee and Coalition Updates (see attached updates)

All Committees and Coalitions provided written summaries of activities completed throughout the last quarter. The floor was opened for Q+A with the various committees.

New Business/Announcements

No new business was announced.

Meeting adjourned at 2:32 PM

Minutes prepared by Kyle Kerns

Attendance: *Quorum was reached with 18 of 23 total TPCH members with voting privileges.*

DRAFT



TUCSON PIMA COLLABORATION TO END HOMELESSNESS COMMITTEE/COALITION REPORT TO THE COC BOARD

Built For Zero Coalition

Summary of Activities for the Past 4 Months

Members last met on January 13th. We had a Homeless Veteran Mini Surge event January 5th through the 7th moving 15 Veterans experiencing street homelessness into transitional housing and 1 Veteran from street homelessness into permanent housing. Partners included Pima County, the City of Tucson, La Frontera, Community Bridges, Primavera Project Action for Veterans, National Community Health Partners, Southern Arizona Legal Aide, OPCS, Esperanza, Caridad Kitchen, and others!

Summary of Proposed Activities for the Next 4 Months

In the next several months we will be focused on weekly Veteran Case Conferencing and planning a HUD VASH Housing Caravan.

Delays or Changes to Annual Workplan

N/A

Other Recommendations or Updates to the CoC Board

N/A

Annual Workplan Progress

The Coalition continues to monitor data towards reaching our annual goal.

Report Preparer

Jocelyn Muzzin



TUCSON PIMA COLLABORATION TO END HOMELESSNESS COMMITTEE / COALITION REPORT TO THE COC BOARD and/or GENERAL COUNCIL

COMMITTEE NAME: Coordinated Entry

Motions Passed by committee since the last General Council Meeting

None

Updates on Committee's Essential Functions

- 1) Danell became chair of the board, so Zach moved from vice-chair to chair, and Danell moved to vice-chair.
- 2) The CE committee
 - a. Made recommendations to adjust the TPCH written standards to fill in community gaps around RRH/PSH projects ending abruptly and serving people who would not be ready to remain housed without ongoing supports.
 - b. Re-evaluated the batch list size to better fit the needs of the community and to accommodate the capacity of our current housing programs

Updates on New Projects

The committee has begun developing data collection frameworks for our shared housing initiative so we can begin the rollout and trainings for case managers to facilitate self-resolutions in shared housing.

The committee has finalized a draft of the newest coordinated entry policies & procedures and plans on voting on this final version at our Feb. 26th meeting.

Committee Representative for General Council:

Zach Simmons



TUCSON PIMA COLLABORATION TO END HOMELESSNESS COMMITTEE / COALITION REPORT TO THE COC BOARD and/or GENERAL COUNCIL

COMMITTEE NAME: System Performance & Monitoring (SPAM) Committee

Motions Passed by committee since last General Council Meeting

Committee has not yet met, NA

Updates on Committee's Essential Functions

Currently scheduling 1st meeting

Updates on New Projects

Keith (with AzHAC colleagues) is working Quarterly Monitoring reports that will be reviewed by SPAM

Committee Representative for General Council:Keith Bentele



TUCSON PIMA COLLABORATION TO END HOMELESSNESS COMMITTEE / COALITION REPORT TO THE COC BOARD and/or GENERAL COUNCIL

COMMITTEE NAME: **HMIS Committee**

Motions Passed by committee since last General Council Meeting

- Approved Methodology for PIT (Point-In-Time) Unsheltered Count
- Approved Survey Tool for PIT Unsheltered Count
- Approved Report Request from RAND Research and Amendment to include Keith Bentley
- Approved Report Request from VA
- Approved Report Request from By CE Lead to provide to AZ Rep Juan Ciscomani in response to NOFO changes.

Updates on Committee's Essential Functions

- The committee did not meet in December of January due to multiple NOFO releases.
- The Committee formed a workgroup to review the Strategic Plan and develop action items to meet the goals. The workgroup met in December in preparation for the approval of the Strategic Plan by the General Council.


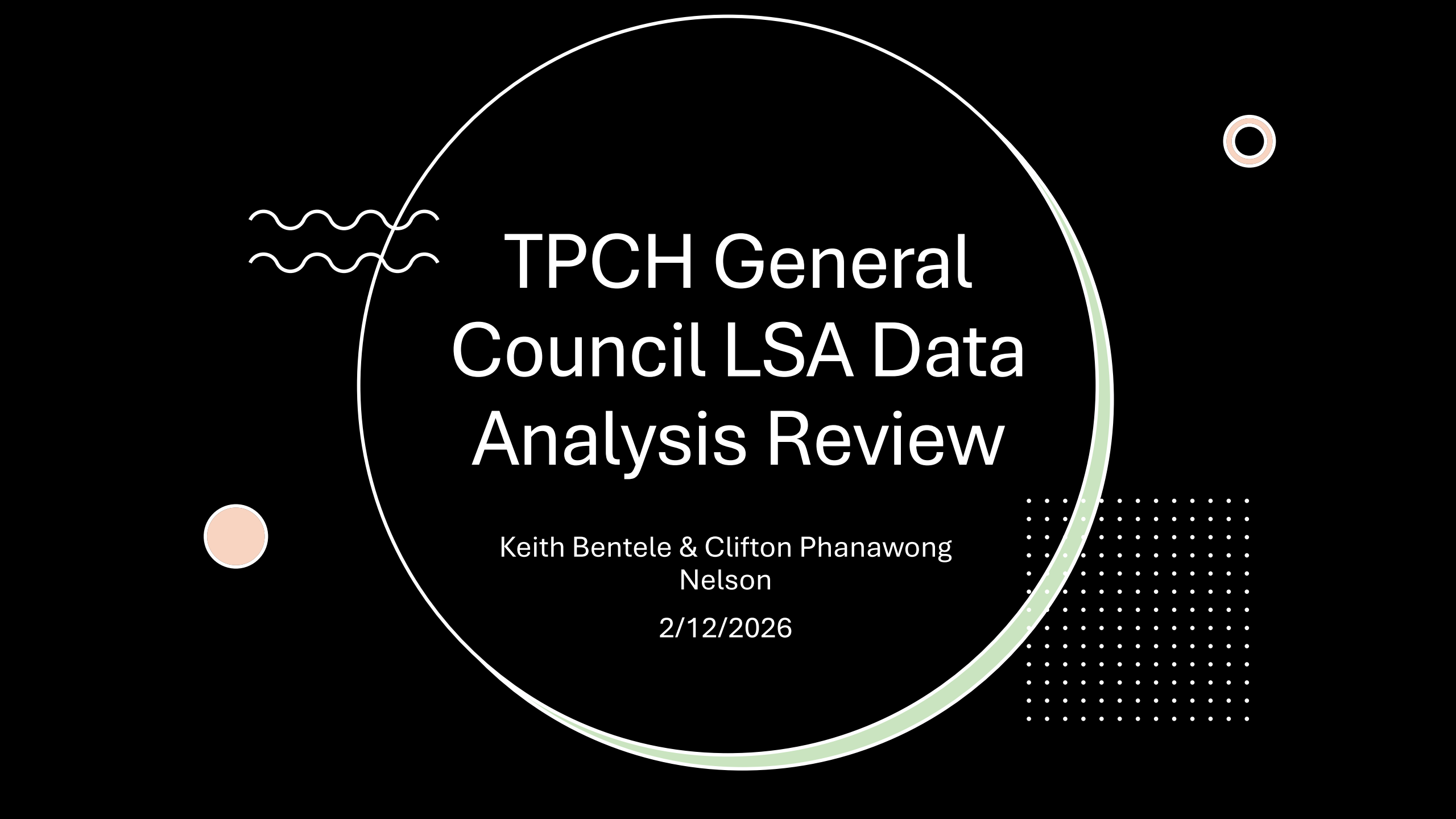
Updates on New Projects

- The committee is currently working on a selection process for those who are interested in representing TPCH in the statewide HMIS Statewide Collaborative Governance .

Committee Representative for General Council:

Cindy Diaz-McClain, Chair

Philip Pierce, Vice Chair



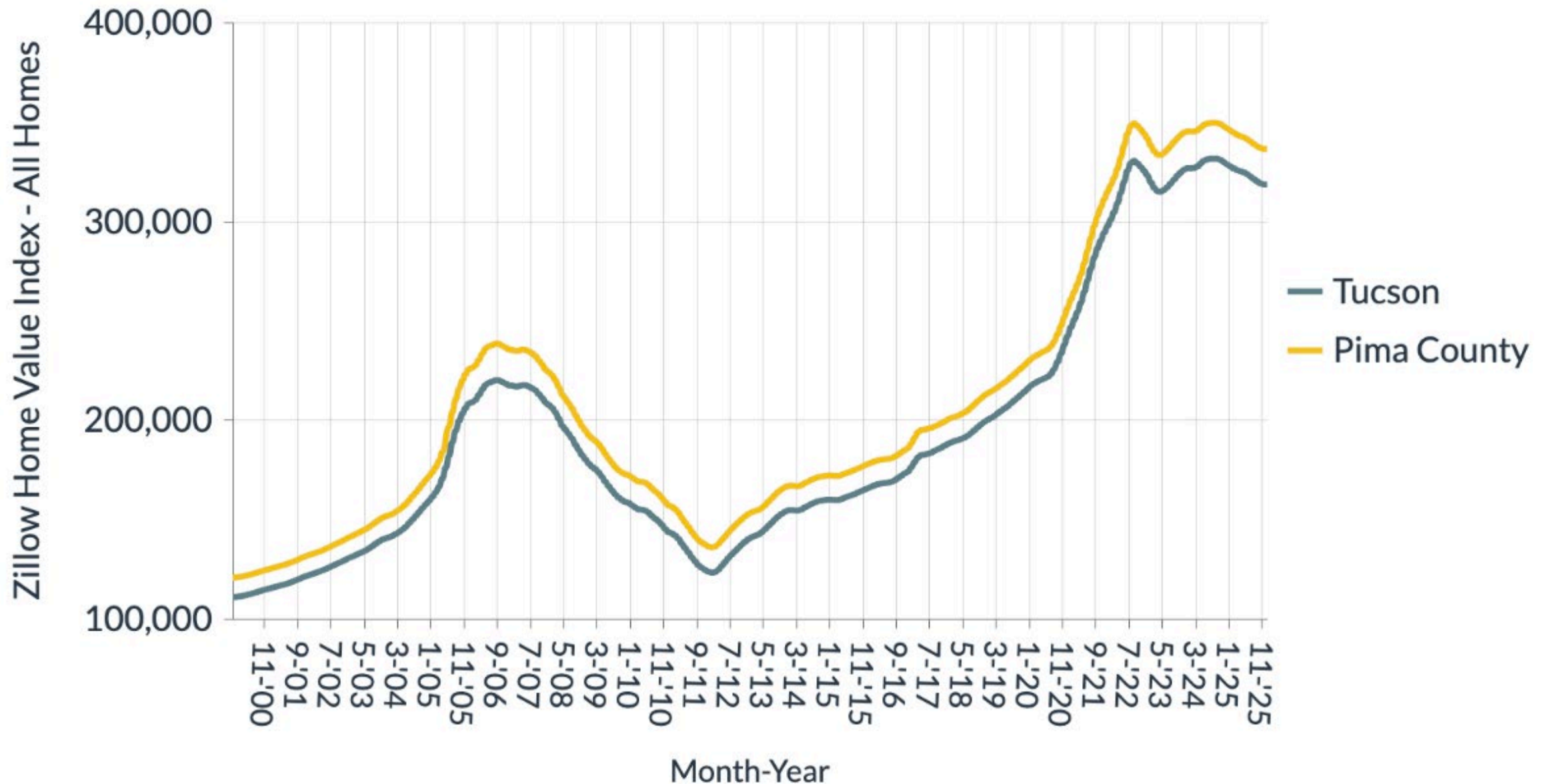
TPCH General Council LSA Data Analysis Review

Keith Bentele & Clifton Phanawong
Nelson

2/12/2026

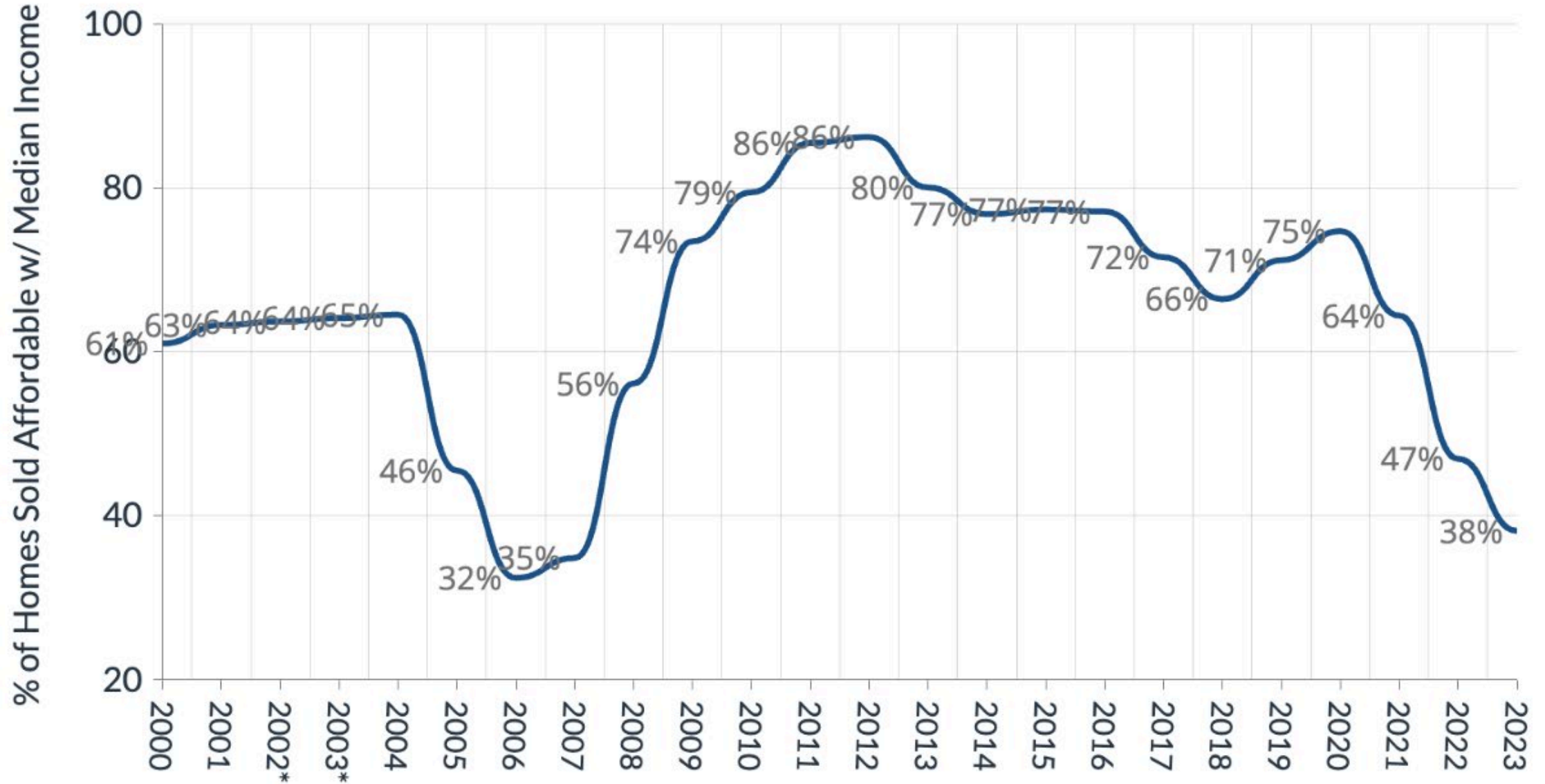
Home Values in Tucson and Pima County

Zillow Home Value Index - Jan 2000 - Dec 2025



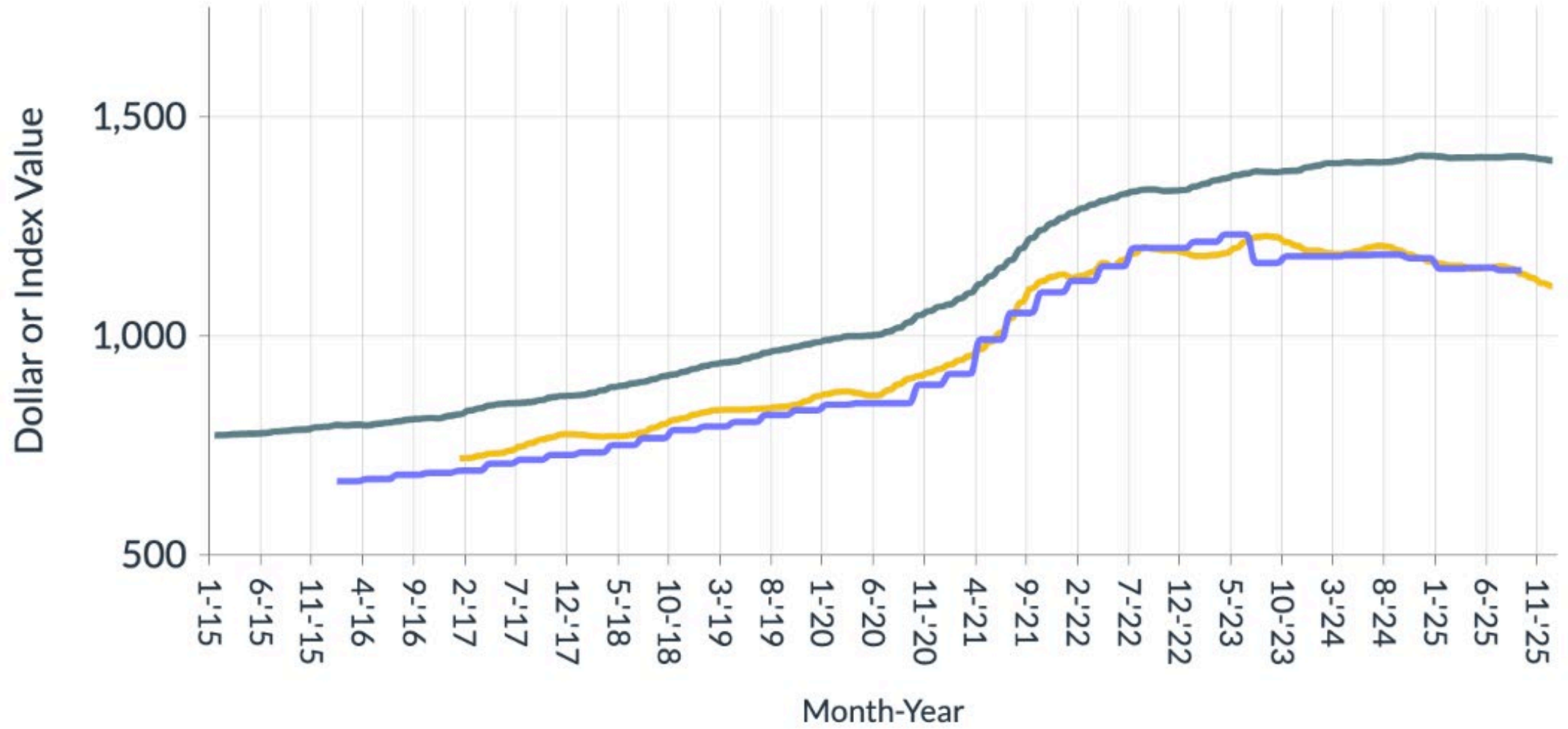
Tucson Housing Affordability

% of Homes Sold Annually that were Affordable to a Family Earning the Median Income



Tucson Rent Prices

Average/Median Rent Price Indicators: Dec-2014 - Dec-2025



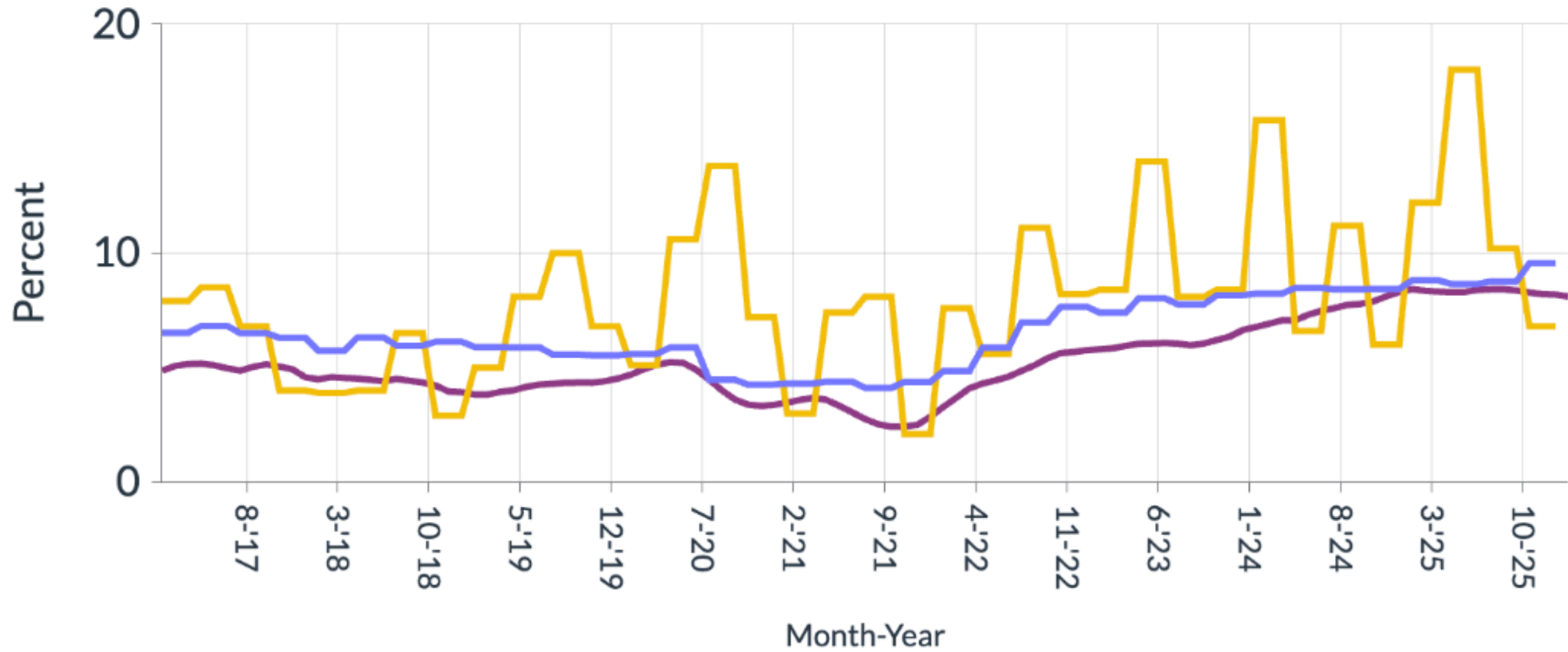
— Zillow Observed Rent Index (SA)

— Apartment List Overall Median Rent

— PICOR Average Effective Rent PSF (Quarterly)

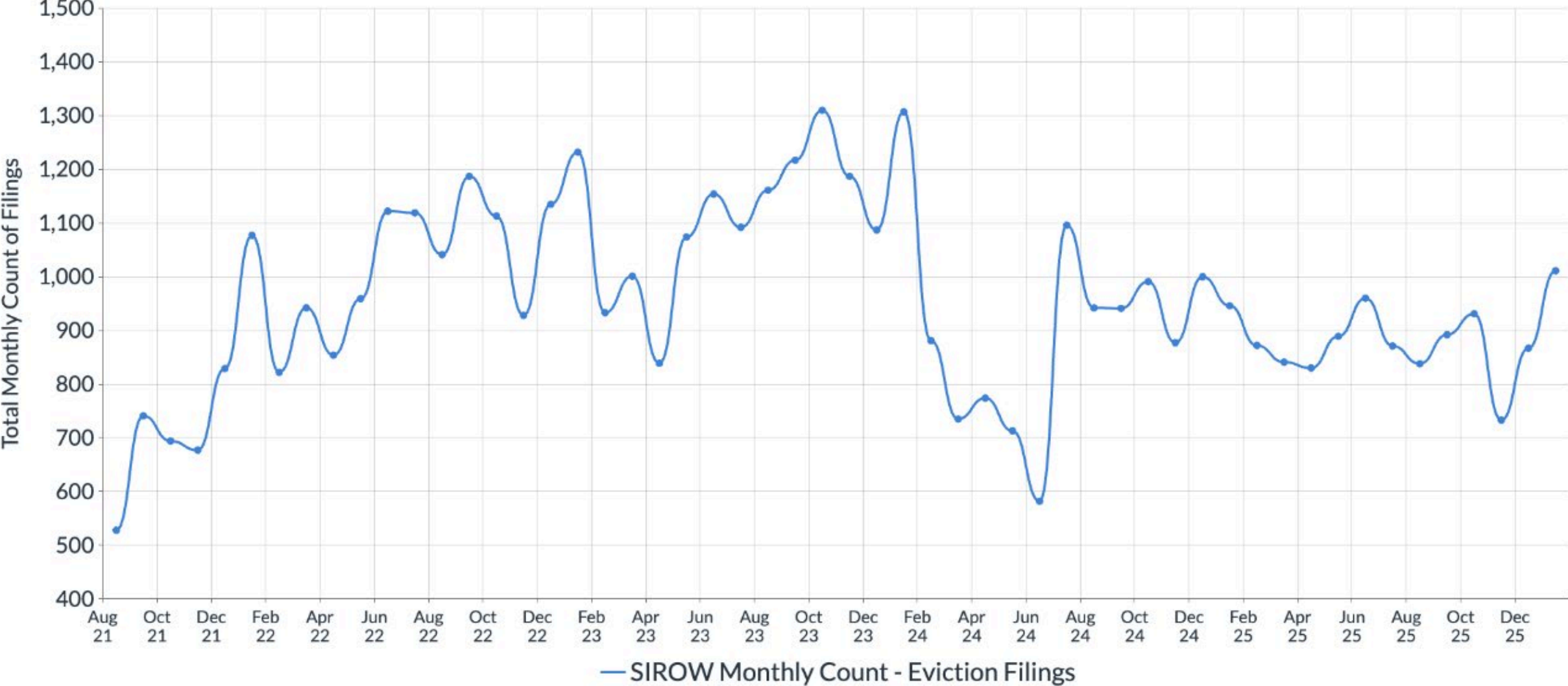
Tucson Rental Vacancy Rate

Vacancy Index Jan 2017 - Jan 2026



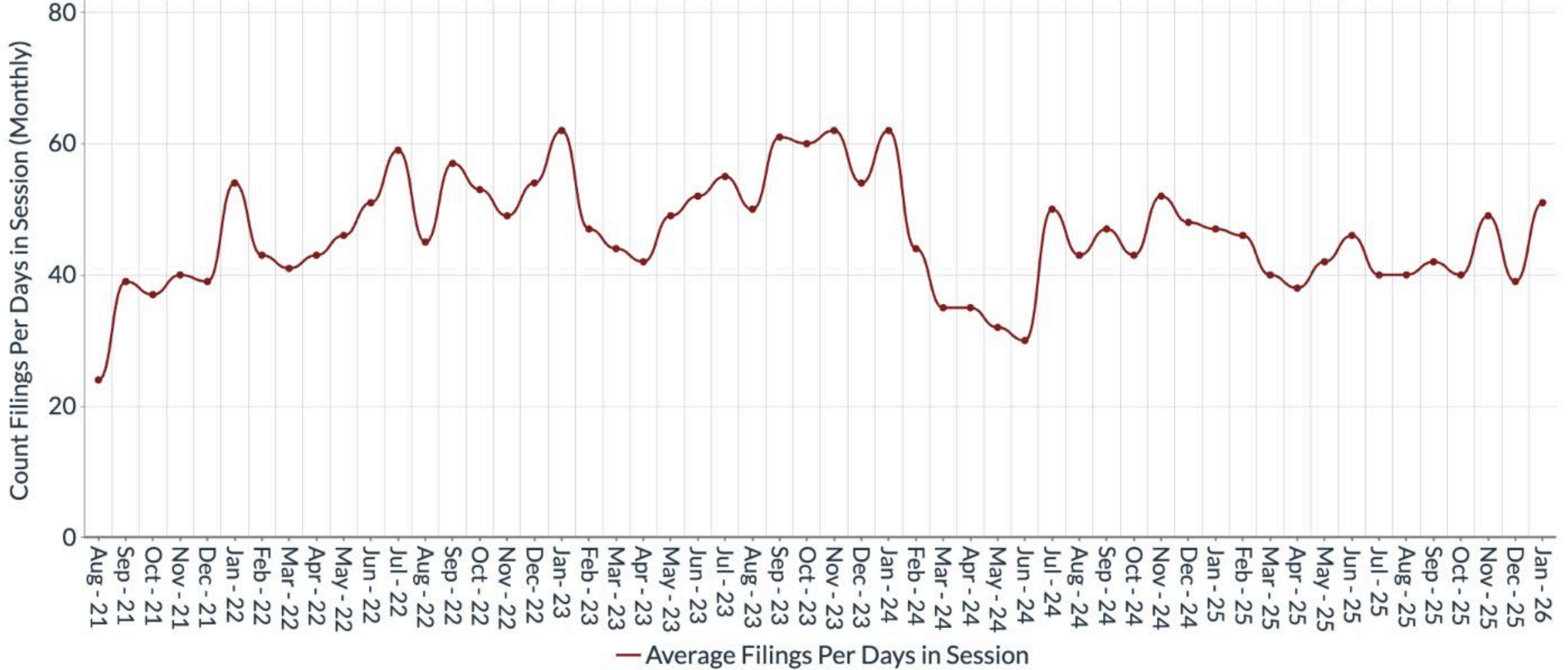
Total Monthly Eviction Filings

Pima County August 2021 - January 2026



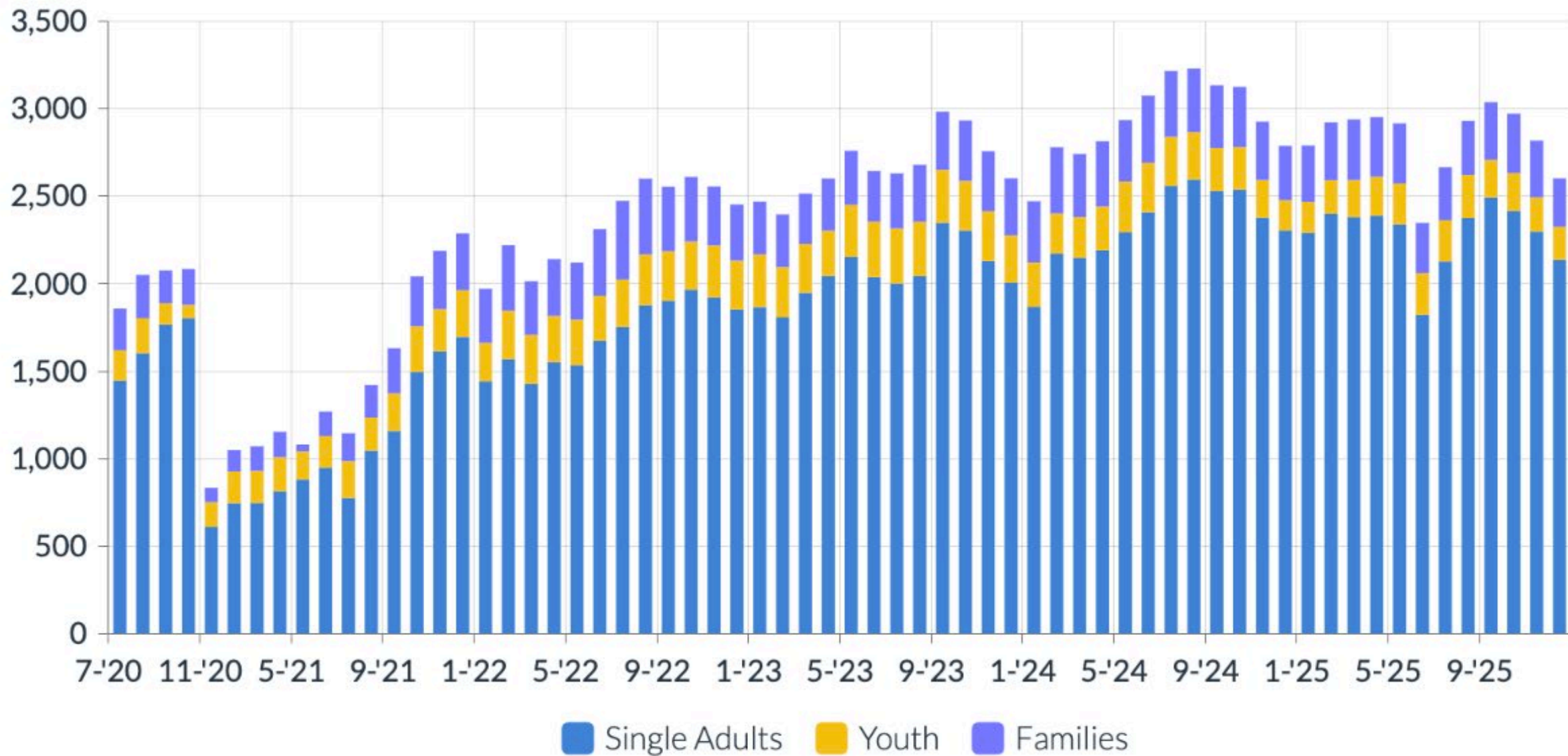
Daily Rate of Eviction Filings Per Month (Total Monthly Filings/Days in Session)

Pima County August 2021 - January 2026

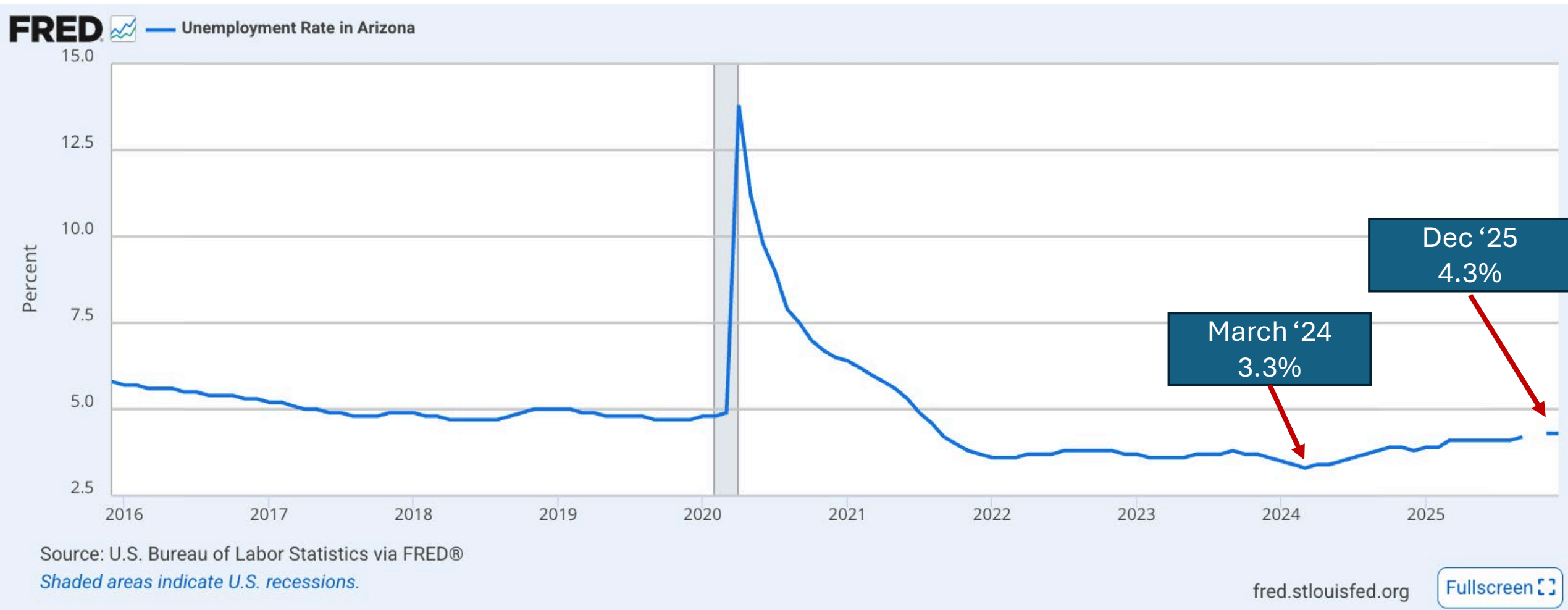


Total Households "Actively Homeless"

Tucson Pima Collaboration to End Homelessness - Jul 2020 - Dec 2025



Unemployment Rate in Arizona (Seasonally Adjusted)



Data Source:

The following graphs are pulled from TPCH’s annually submitted HUD-required Longitudinal Systems Analysis “LSA” data.

These figures rely on TPCH HMIS (Homeless Management Information System) data and were generated using *Stella P* an online data tool available in HUD’s Homelessness Data Exchange 2.0 (“HDX 2.0”).

These data are provided by the HMIS lead to HUD each spring for the previous fiscal year, with the most recent data covering fiscal year 2025 10/1/2024-9/30/2025.

FY2024 CoC Code: AZ-501 Name: AZ-501 LSA FY2024 Report Period: 10/01/2023 - 09/30/2024 Submission Type: official

Dashboard Days Homeless Exits Returns

Overview Trend System Map

System Performance Overview


Total number of households and people served in the homeless system and performance overview for 10/01/2023 - 09/30/2024 for AZ-501 LSA FY2024




 **3,892**
HOUSEHOLDS

 **5,471**
PEOPLE

106 
Days Homeless
Average cumulative days homeless

39% 
Exits
Exits to permanent destinations

5% 
Returns
Returns after exits to permanent destinations

FY2025

CoC Code: AZ-501

Name: AZ-501 LSA FY2025

Report Period: 10/01/2024 - 09/30/2025

Submission Type: official

Dashboard	Days Homeless	Exits	Returns	Demographics
---------------------------	-------------------------------	-----------------------	-------------------------	------------------------------

[Overview](#) | [Trend](#) | [System Map](#)

System Performance Overview

Total number of households and people served in the homeless system and performance overview for 10/01/2024 - 09/30/2025 for AZ-501 LSA FY2025




 **4,351**
HOUSEHOLDS

 **5,974**
PEOPLE

89 


Days Homeless
Average cumulative days homeless

[VIEW DETAILS](#)

39% 

Exits
Exits to permanent destinations

[VIEW DETAILS](#)

8% 

Returns
Returns after exits to permanent destinations

[VIEW DETAILS](#)

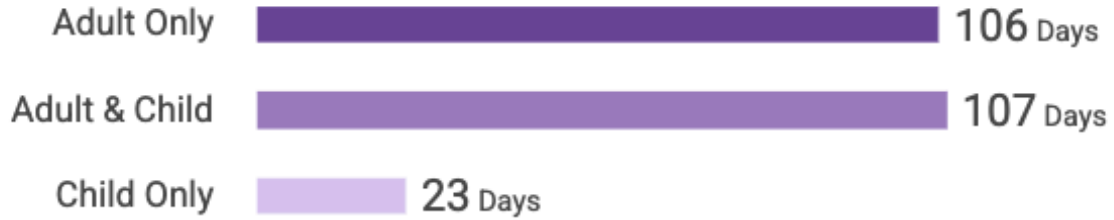
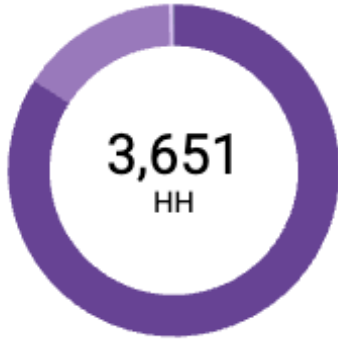
FY2024

System Performance by Household Type



Households with Days Homeless and Days Homeless by Household Type

Households that had at least one day in ES, SH, TH, or Rapid Re-Housing: Housing with or without services (RRH:H); or at least one day in PSH prior to move-in and the average cumulative, unduplicated number of days that households were served in ES, SH, or TH projects; and days in RRH:H or PSH prior to move-in.



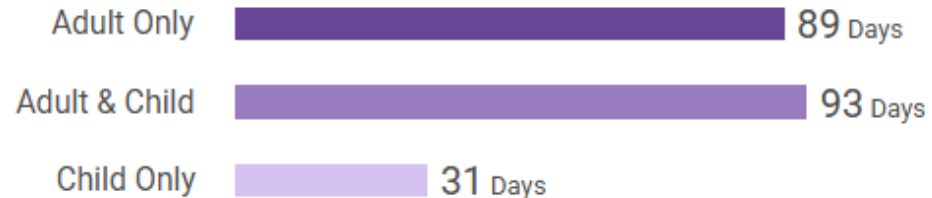
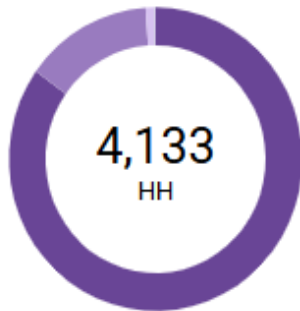
FY2025

System Performance by Household Type

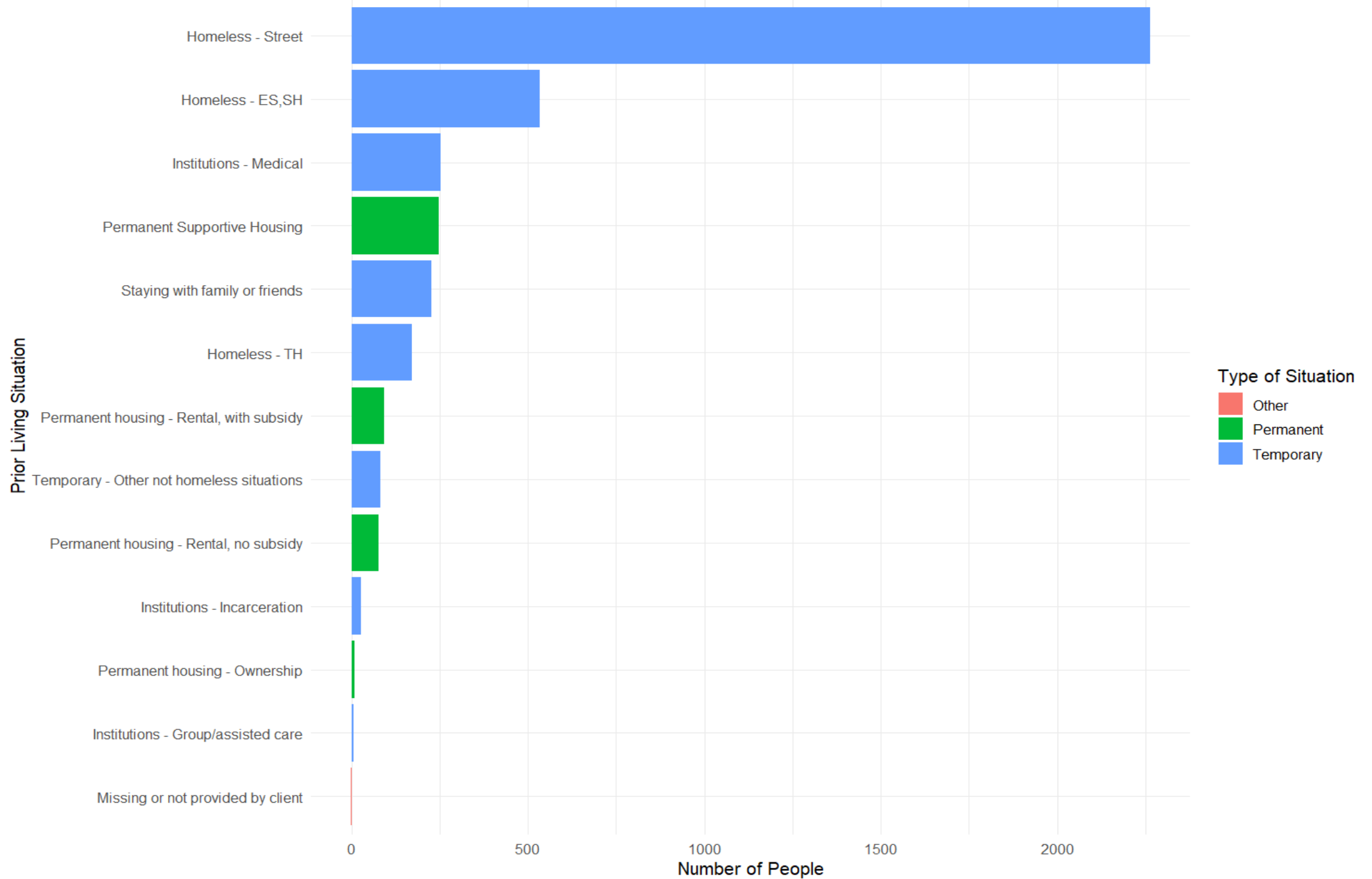


Households with Days Homeless and Days Homeless by Household Type

Households that had at least one day in ES, SH, TH, or Rapid Re-Housing: Housing with or without services (RRH:H); or at least one day in PSH prior to move-in and the average cumulative, unduplicated number of days that households were served in ES, SH, or TH projects; and days in RRH:H or PSH prior to move-in.

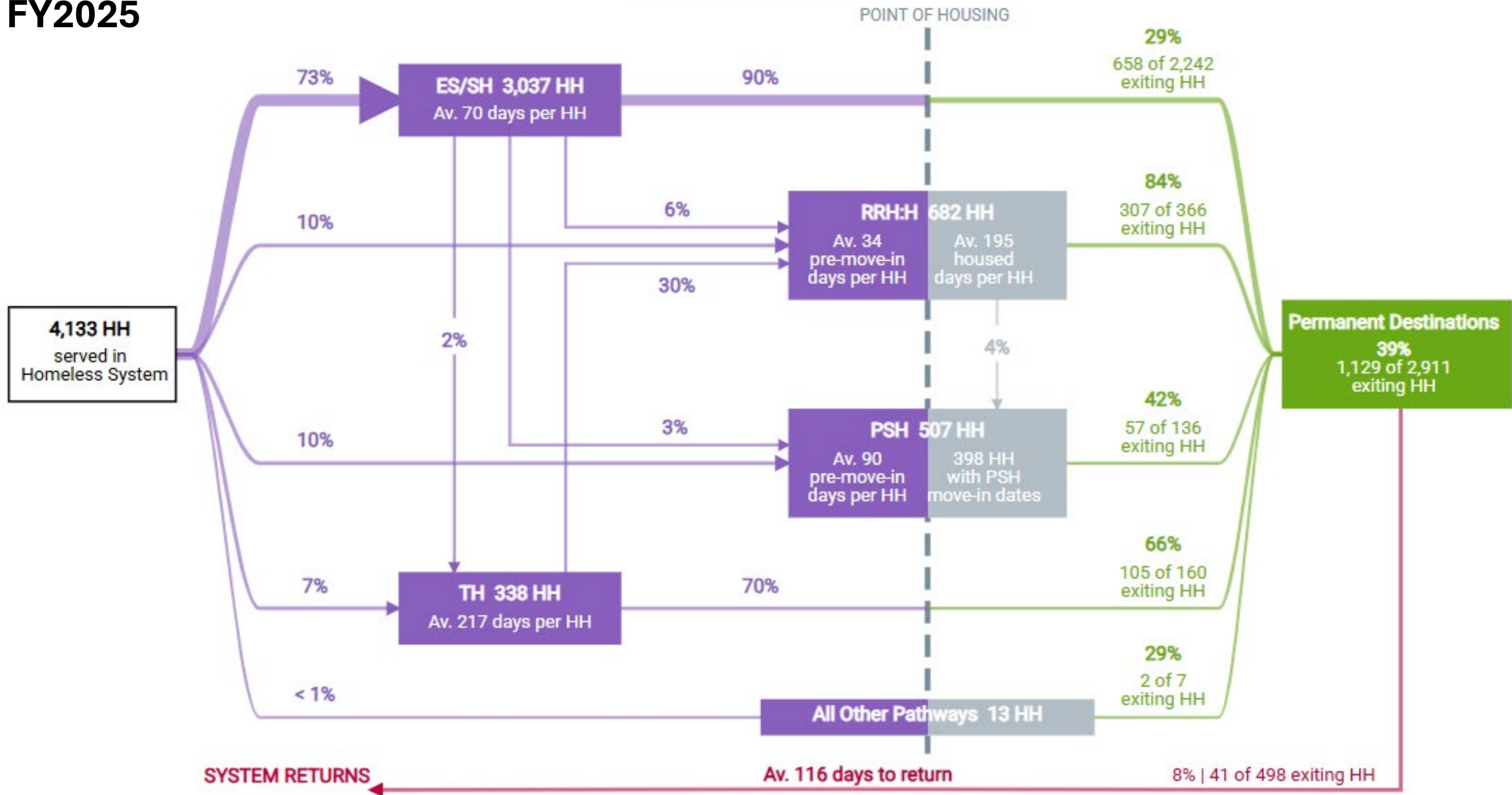


Prior Living Situations of People Experiencing Homelessness

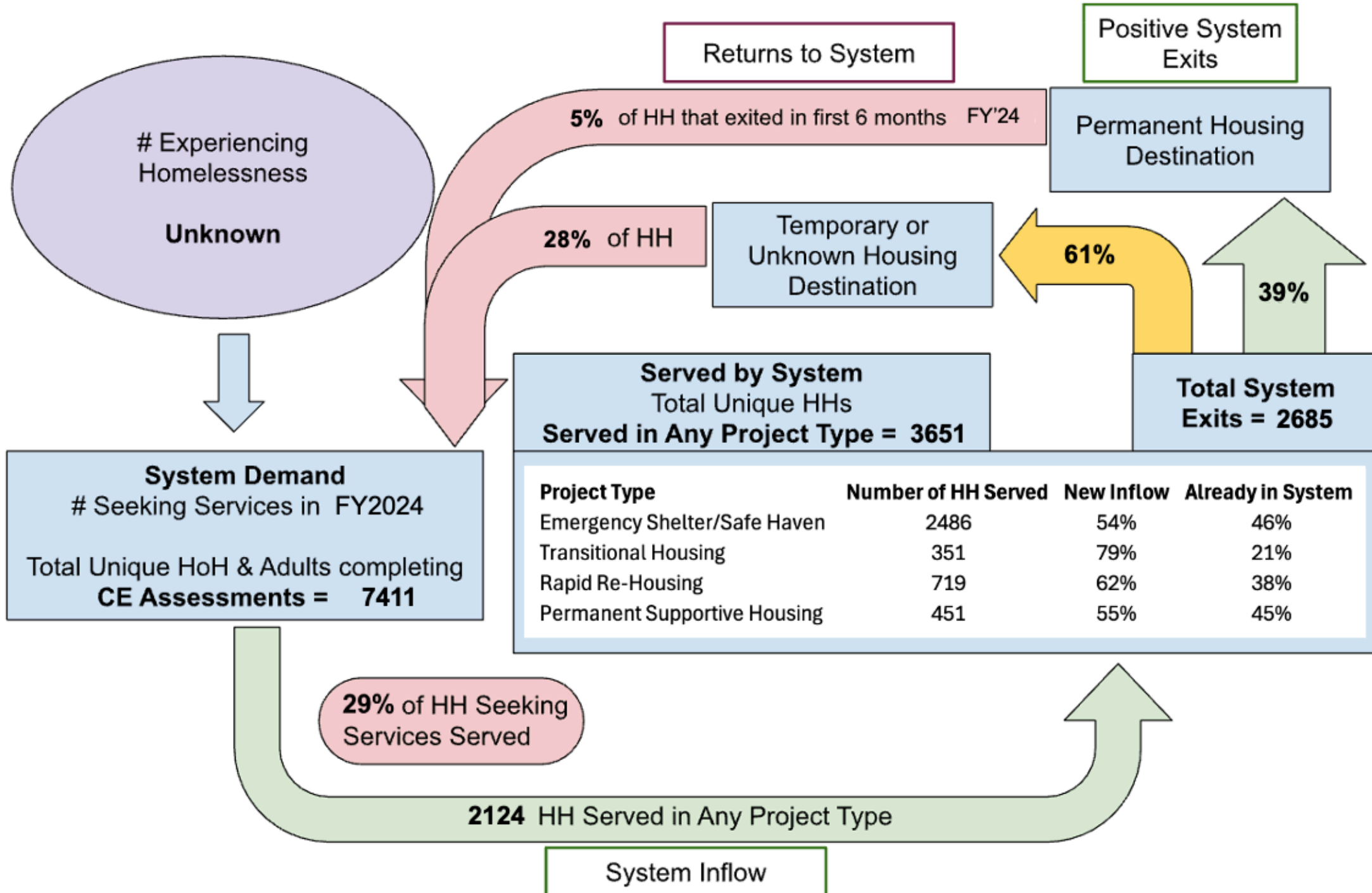


FY2025

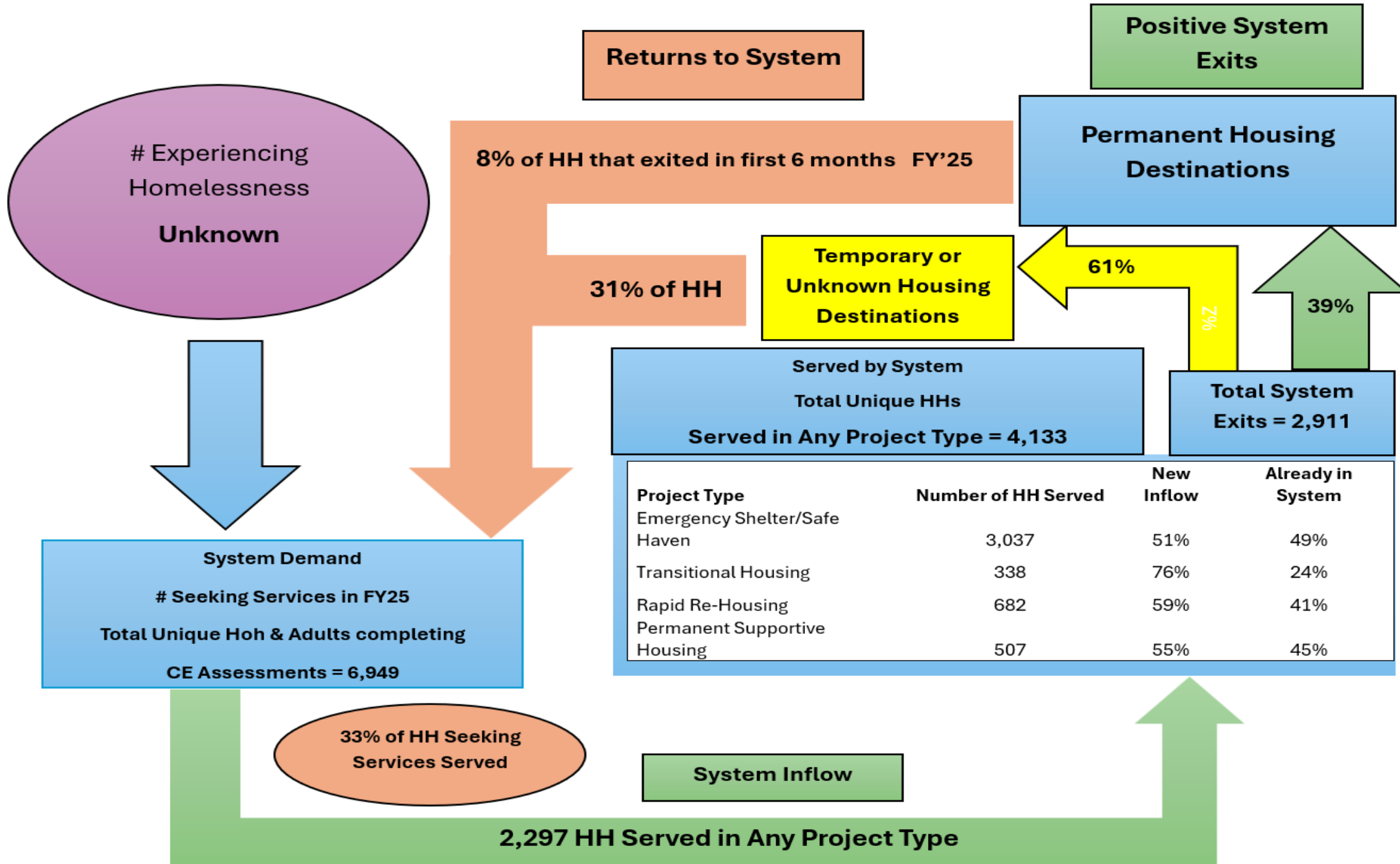
89 Days Homeless



FY2024



FY2025

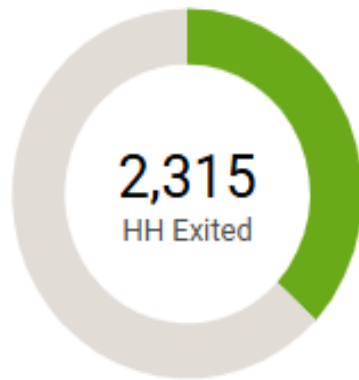


Exits to Permanent Destinations Trend

Number of households that exited from the homeless system and percent that exited to permanent destinations within each of the past three years.



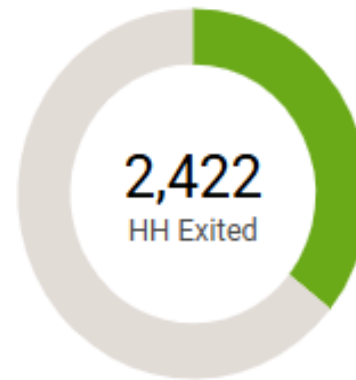
2023



37%

Exited to permanent destinations

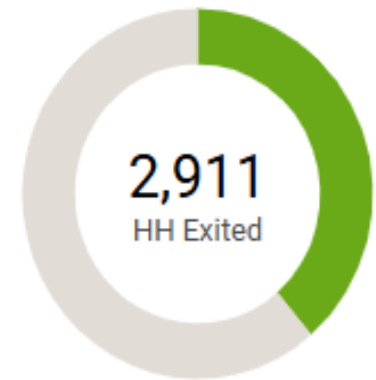
2024



36%

Exited to permanent destinations

2025



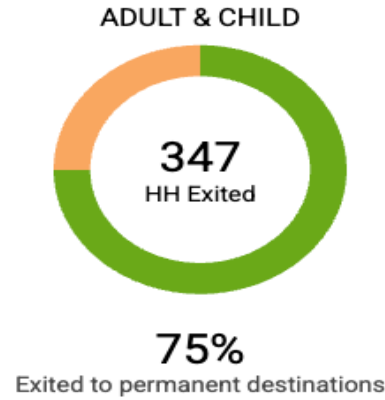
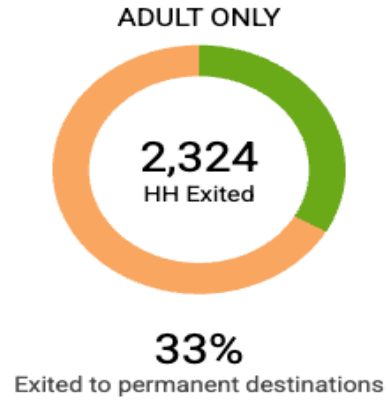
39%

Exited to permanent destinations

FY2024

Exits by Household Type

Percent of households that exited to permanent destinations.

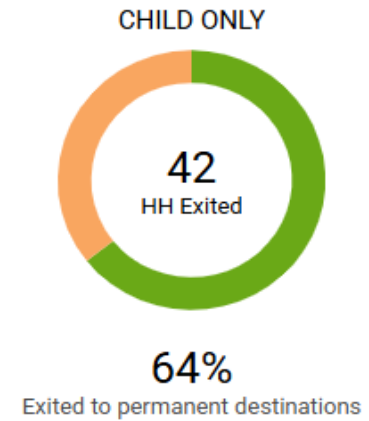
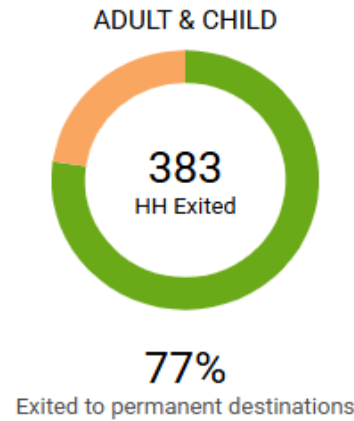
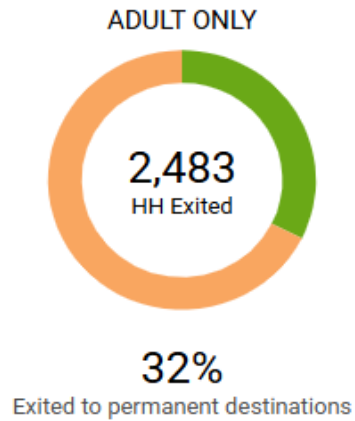


Permanent Destinations Temporary + Unknown Destinations

FY2025

Exits by Household Type

Percent of households that exited to permanent destinations.



Permanent Destinations Temporary + Unknown Destinations

Exits by Destination by Population Group



Percent of households that exited to each destination within the permanent, temporary, and unknown destination types with filters for household type and population group.

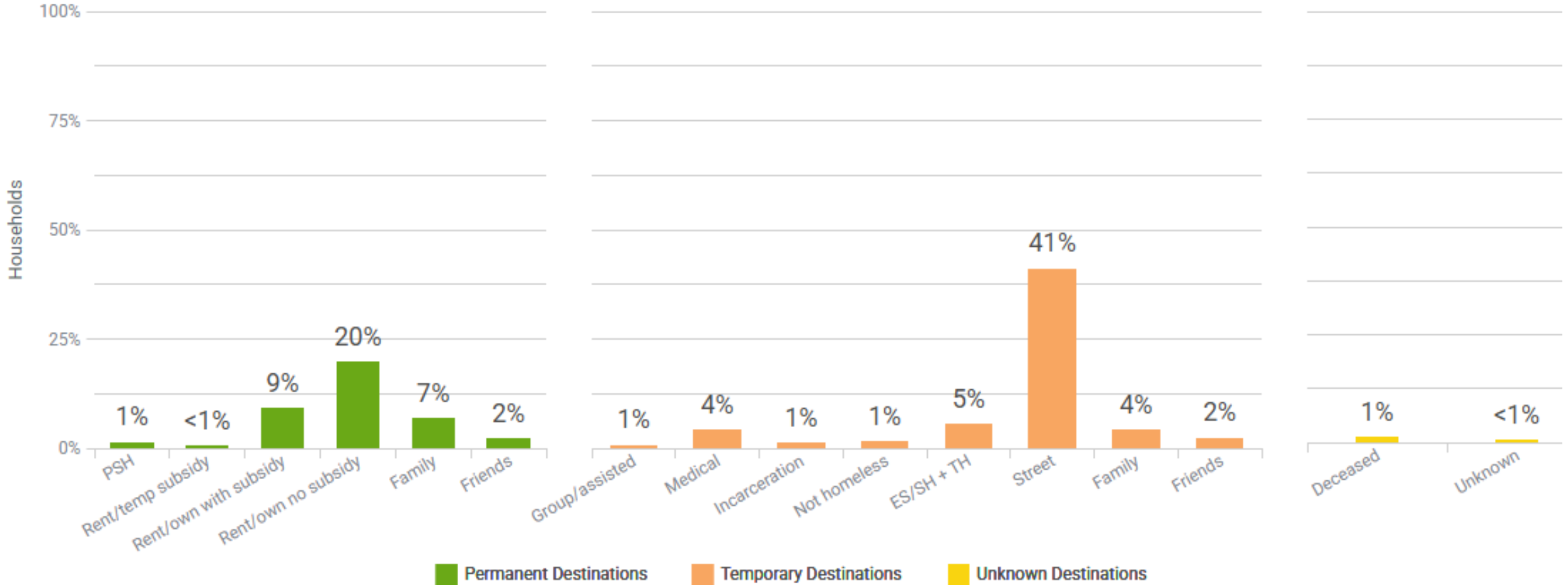
All Households

All Population Groups

39% | 1,129 HH
Permanent Destinations

60% | 1,738 HH
Temporary Destinations

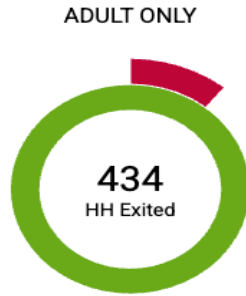
2% | 44 HH
Unknown Destinations



FY2024

Returns by Household Type

Percent of households that returned to the homeless system within six months of exiting to permanent destinations. The universe for the chart is households that exited within the first six months of the report period.

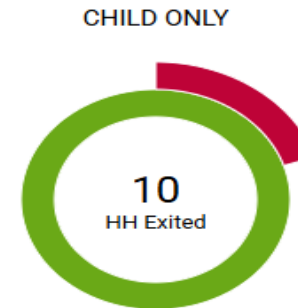
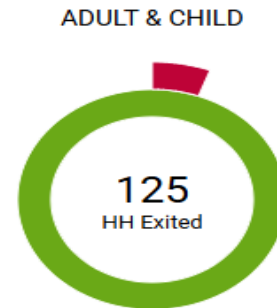
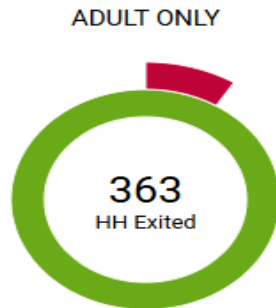


Permanent Destinations Returns

FY2025

Returns by Household Type

Percent of households that returned to the homeless system within six months of exiting to permanent destinations. The universe for the chart is households that exited within the first six months of the report period.



Permanent Destinations Returns

Returns by Destination Type by Population Group

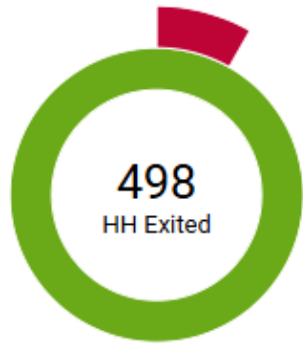
The percent of households that returned within six months of exiting the homeless system to permanent, temporary, or unknown destinations. Results are shown for the exit cohort, household type, and population group selected in the dropdown.



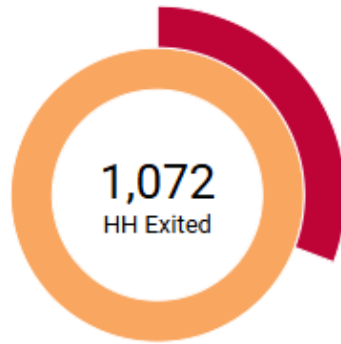
HH that Exited in the first 6 mo of the Current Report Period

All Households

All Population Groups



8%
Returned after Exits to
Permanent Destinations
41 of 498 HH



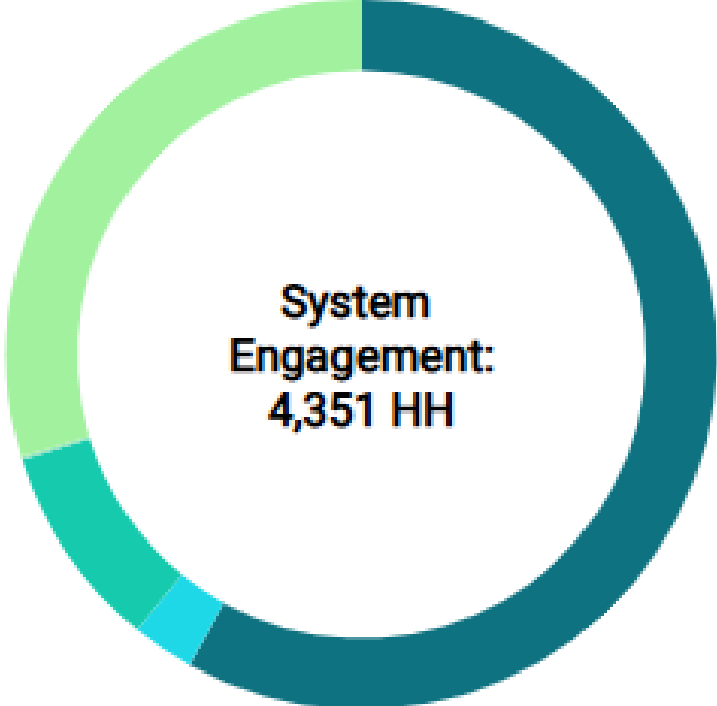
31%
Returned after Exits to
Temporary Destinations
330 of 1,072 HH



0%
Returned after Exits to
Unknown Destinations
0 of 12 HH

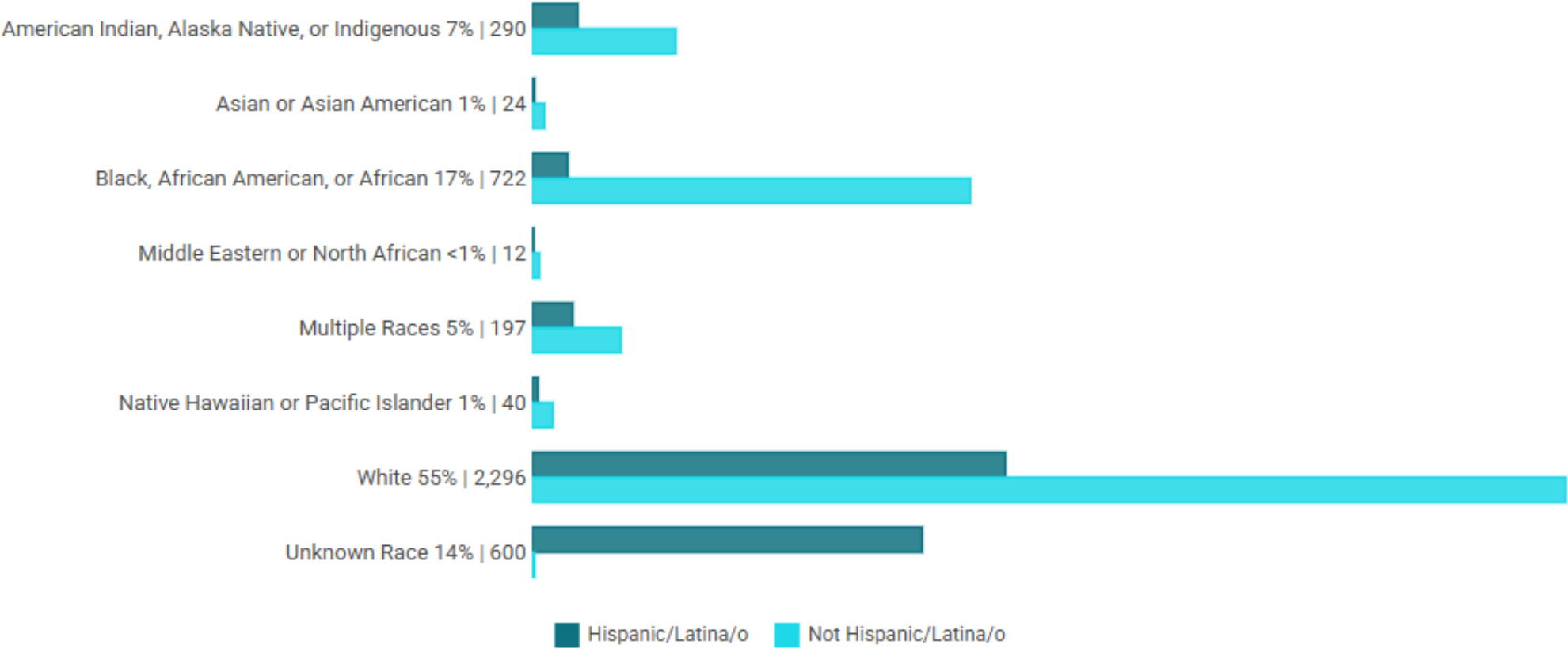
■ Permanent Destinations ■ Temporary Destinations ■ Unknown Destinations ■ Returns

Demographics



- 58% | 2,525 First time homeless in the system
- 3% | 124 Returning from a permanent destination
- 9% | 406 Re-engaging from a temporary destination
- <1% | 6 Re-engaging from an unknown destination
- 30% | 1,290 Continuously homeless

Demographics cont.



Demographics cont.

Household Composition: 4,351 HH



Demographics cont.

Age of All Persons in Household: 5,974 People



Thank you!