

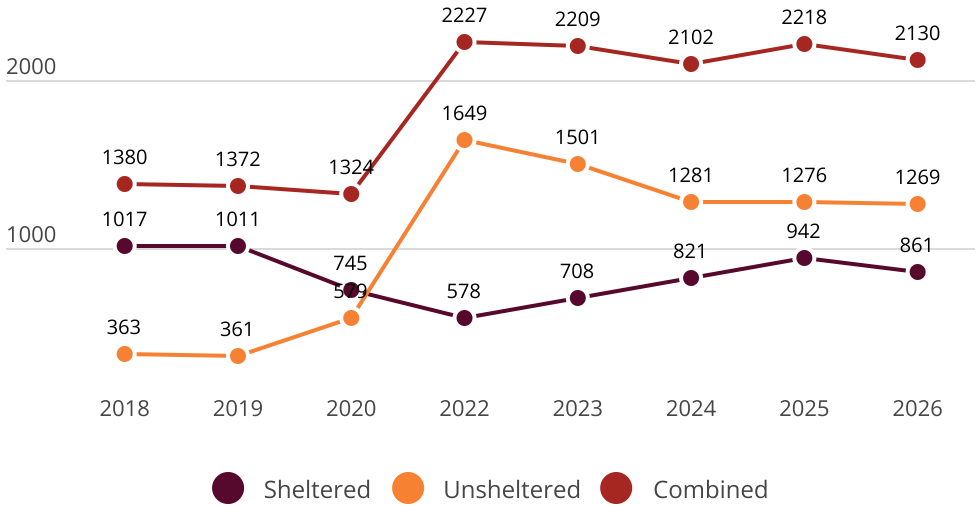
2026 Tucson / Pima County Point in Time Count Summary



The Point-in-Time Count (PIT) results provide a snapshot of homelessness in Pima County on the night of January 27, 2026. Overall PIT numbers in Pima County have remained relatively flat since 2022. Compared to national trends, this is promising, as 2024 data show a continued and significant increase in homelessness captured through the PIT (the federal government has not released 2025 national data). Deeper analysis of this data is ongoing and will be released publicly later this year. *This preliminary data is subject to change.*

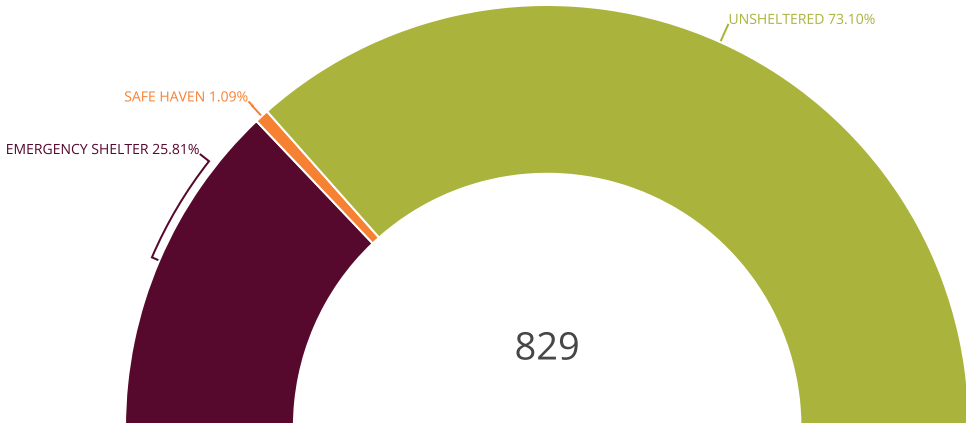
ALL PERSONS						
	EMERGENCY SHELTER	TRANSITIONAL HOUSING	SAFE HAVEN	UNSHELTERED	2026 TOTAL	2025 TOTAL
Total Households	484	113	15	1173	1785	1875
Total Number of Persons (Adults & Children)	683	163	15	1269	2130	2218
Number of Persons Under Age 18	166	43	0	2	211	204
Number of Persons Age 18-24	45	22	0	40	107	112
Number of Persons Age 25+	472	98	15	1227	1812	1786
Gender	EMERGENCY SHELTER	TRANSITIONAL HOUSING	SAFE HAVEN	UNSHELTERED	2026 TOTAL	2025 TOTAL
Woman (girl, if child)	313	56	4	384	757	784
Man (boy, if child)	366	103	11	879	1359	1410
Culturally Specific Identity	0	0	0	0	0	3
Gender Non-Conforming/Non-Binary	2	2	0	1	5	9
Questioning	0	0	0	1	1	0
Transgender	1	1	0	4	6	7
Mulitple Gender	1	1	0	0	2	4
Different Identity	0	0	0	0	0	1
Ethnicity	EMERGENCY SHELTER	TRANSITIONAL HOUSING	SAFE HAVEN	UNSHELTERED	2026 TOTAL	2025 TOTAL
Non-Hispanic/Latina/e/o	420	96	9	803	1328	1471
Hispanic/Latina/e/o	263	67	6	466	802	747
Race	EMERGENCY SHELTER	TRANSITIONAL HOUSING	SAFE HAVEN	UNSHELTERED	2026 TOTAL	2025 TOTAL
American Indian, Alaska Native, Indigenous	41	4	0	134	179	188
Asian/Asian-American	3	0	0	2	5	7
Black/African-American	149	29	1	119	298	299
Native Hawaiian or Pacific Islander	4	0	0	11	15	29
Middle Eastern or North African	5	1	0	6	12	5
White	341	87	12	546	986	1106
Hispanic/Latina/e/o/x (only)	103	33	1	424	561	475
Multiple Races	37	9	1	27	74	109
Chronically Homeless	EMERGENCY SHELTER	TRANSITIONAL HOUSING	SAFE HAVEN	UNSHELTERED	2026 TOTAL	2025 TOTAL
Total Number of Persons	214	0	9	606	829	842
ADDITIONAL POPULATIONS						
<i>*Additional populations data is a subset of All Persons data set.</i>						
	EMERGENCY SHELTER	TRANSITIONAL HOUSING	SAFE HAVEN	UNSHELTERED	2026 TOTAL	2025 TOTAL
Adults with Serious Mental Illness	123	16	6	643	788	857
Adults with Substance Abuse Disorder	80	12	3	712	807	875
Adults with HIV/AIDS	3	15	0	16	34	72
Adult Survivors of Domestic Violence	85	9	2	179	275	289

Number of Persons Experiencing Sheltered and Unsheltered Homeless on the Night of the Point in Time Count (2018-2026)



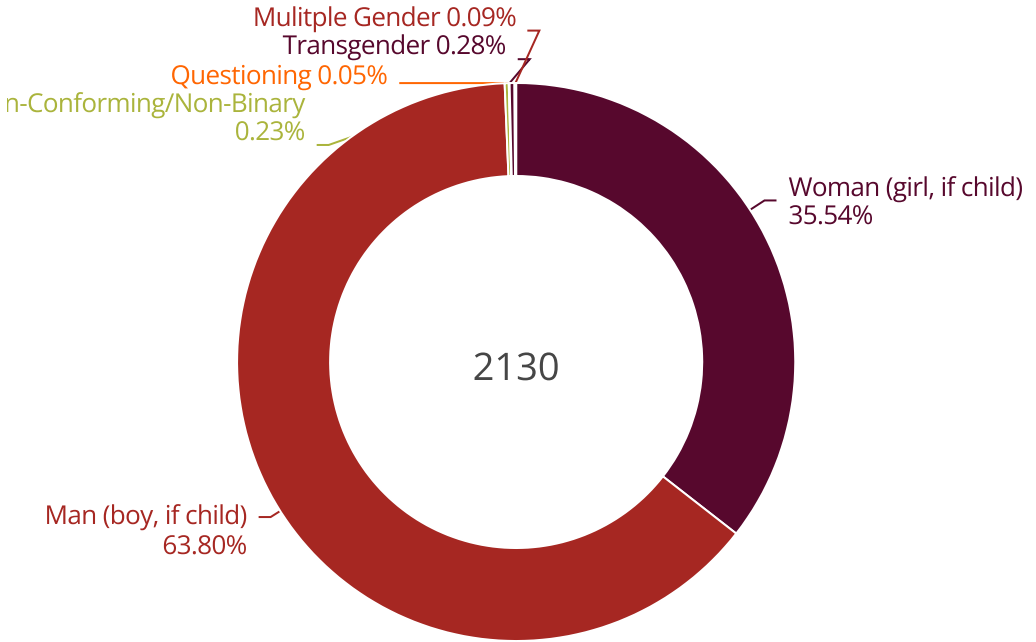
Chronic Homelessness

Chronic homelessness is used to describe people who have experienced homelessness for at least a year — or repeatedly — while struggling with a disabling condition such as a serious mental illness, substance use disorder, or physical disability (Source: <https://www.hudexchange.info/>)

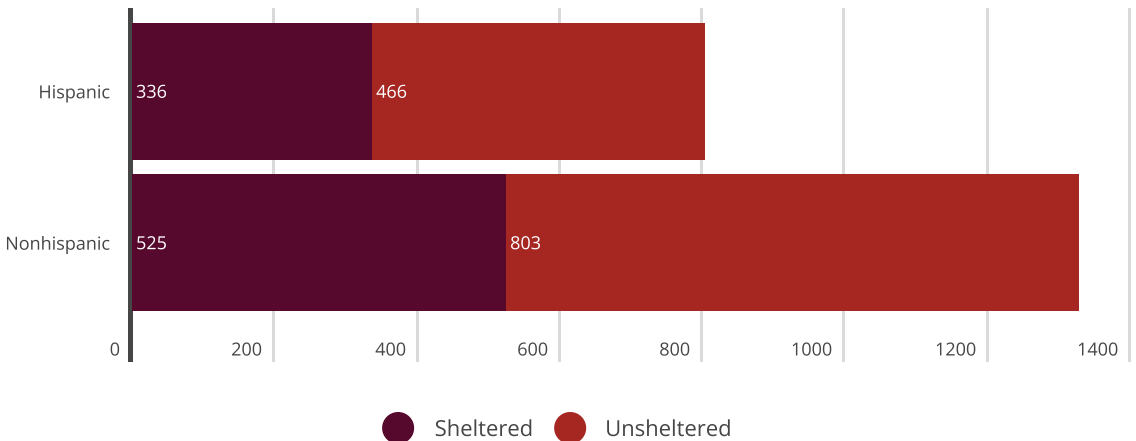


Homelessness by Demographics

Gender



Ethnicity



Homelessness by Demographics

Race

